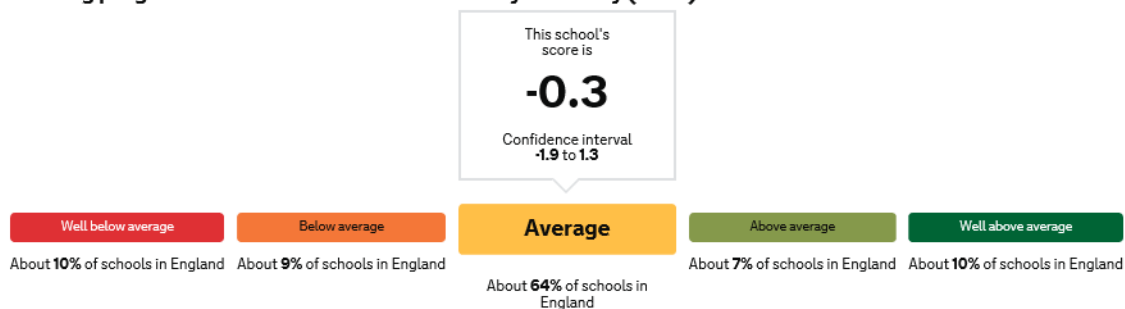


Primary (Key Stage 2) Performance in 2019

These figures tell you about performance of pupils at this school at Key Stage 2 (school years 2-6), which are the last four years of the primary phase of education. These figures were published in December 2019 and relate to pupils who completed key stage 2 in the summer of 2019.

Reading progress score for Smith's Wood Primary Academy (2019)




This score is considered **close to average** because its lower confidence interval is 0 or lower, and its upper confidence interval is 0 or higher.

The local authority (Solihull) average score for state-funded schools is -0.1

The average score for all state-funded schools in England is 0.0

Writing progress score for Smith's Wood Primary Academy (2019)

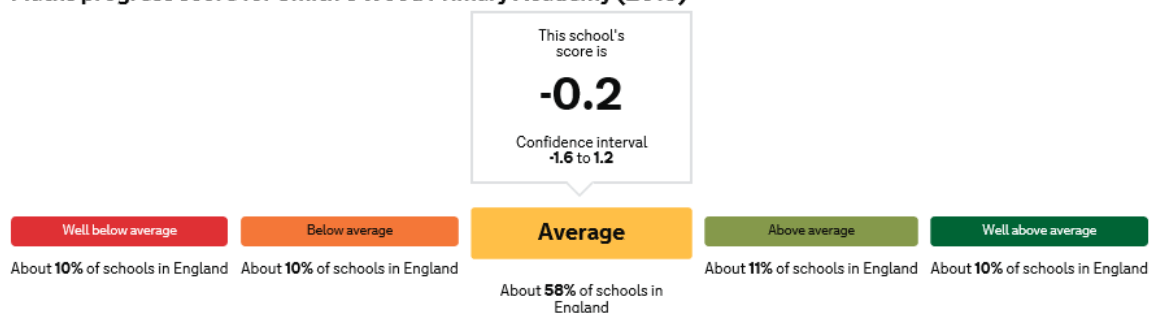


This score is considered **close to average** because its lower confidence interval is 0 or lower, and its upper confidence interval is 0 or higher.

The local authority (Solihull) average score for state-funded schools is -0.5

The average score for all state-funded schools in England is 0.0

Maths progress score for Smith's Wood Primary Academy (2019)



This score is considered **close to average** because its lower confidence interval is 0 or lower, and its upper confidence interval is 0 or higher.

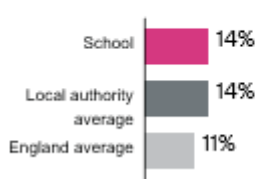
The local authority (Solihull) average score for state-funded schools is 0

The average score for all state-funded schools in England is 0.0

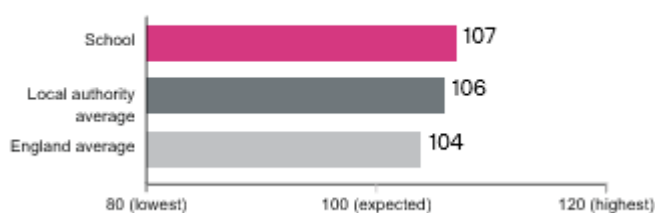
Pupils meeting expected standard in reading, writing and maths ?



Pupils achieving at a higher standard in reading, writing and maths ?



Average score in reading ?



Average score in maths ?

